

PACIFICA

YACHTS



**FREEDOM.
REDEFINED.**

PACIFICA
44



PACIFICA 44 **FLYBRIDGE**



PACIFICA 44 **SEDAN**

RANGE AT CRUISE	CRUISE SPEED	MAX SPEED	DRIVE	DIESEL CAPACITY
3000NM	10 KTS	22 KTS	2 x 180HP	3500L

LONG-RANGE LUXURY MEETS SUSTAINABLE INNOVATION.

Introducing the first in the PACIFICA Ocean Series: the PACIFICA 44.
A long-range, luxury catamaran built not just for distance - but for discovery.

From the moment you step aboard, you feel it.
Refined power. Balanced design. Space to breathe.

Narrow, full-displacement hulls glide effortlessly through open seas—
cruising over 3000 nautical miles on a single voyage. When the horizon
calls for speed, she answers with 22 knots of sprint capability, powered by
twin 180hp commercially rated engines.

PACIFICA 44 SEDAN



RANGE AT CRUISE	CRUISE SPEED	MAX SPEED	DRIVE	DIESEL CAPACITY
4000NM	9 KTS	22 KTS	2 x 180HP	3500L



PACIFICA is a new breed of long-range power catamaran — where modern design meets offshore performance. Born from decades of multihull experience, each PACIFICA is built for those who dream of going further, staying longer, and exploring in effortless comfort.



POWER. SILENT & SMART.

No generator. No noise. Just modern cruising, the way it should be.

The PACIFICA 44 runs on a powerful 48VDC system with a 40kWh lithium battery bank. Twin 5kW engine alternators and a large solar array keep energy flowing - enough to power every appliance and amenity onboard in silence.

DETAILS THAT MATTER.

- Continuous rated commercial main engines
- NuTeak synthetic teak decking
- Fuel polishing system
- Rainman 230VAC 140litre/hr Water maker
- Induction cooktop, combo oven/microwave
- Full 420L domestic fridge/freezer
- Compact dishwasher
- Plush commercial-grade furnishings
- Warm timber joinery, light veneer finishes
- Spacious galley with 230V power throughout

BUILT TO ENDURE.

The hull and deck are precision-infused using vinyl ester resins and multi-axial fabrics over structural PVC core.

Shaft drives, commercial-grade marine diesel engines, and Python drive couplings ensure longevity, reliability, and low-maintenance performance.

DESIGN THAT MOVES YOU.

This is apartment-style living, made ocean-ready.

Two private queen cabins mirror each other in each hull - perfect for two couples exploring together. Each with its own ensuite. Each with its own retreat.

The saloon flows seamlessly from the generous aft cockpit. Large windows surround you. Light spills in. The connection to the ocean never breaks.

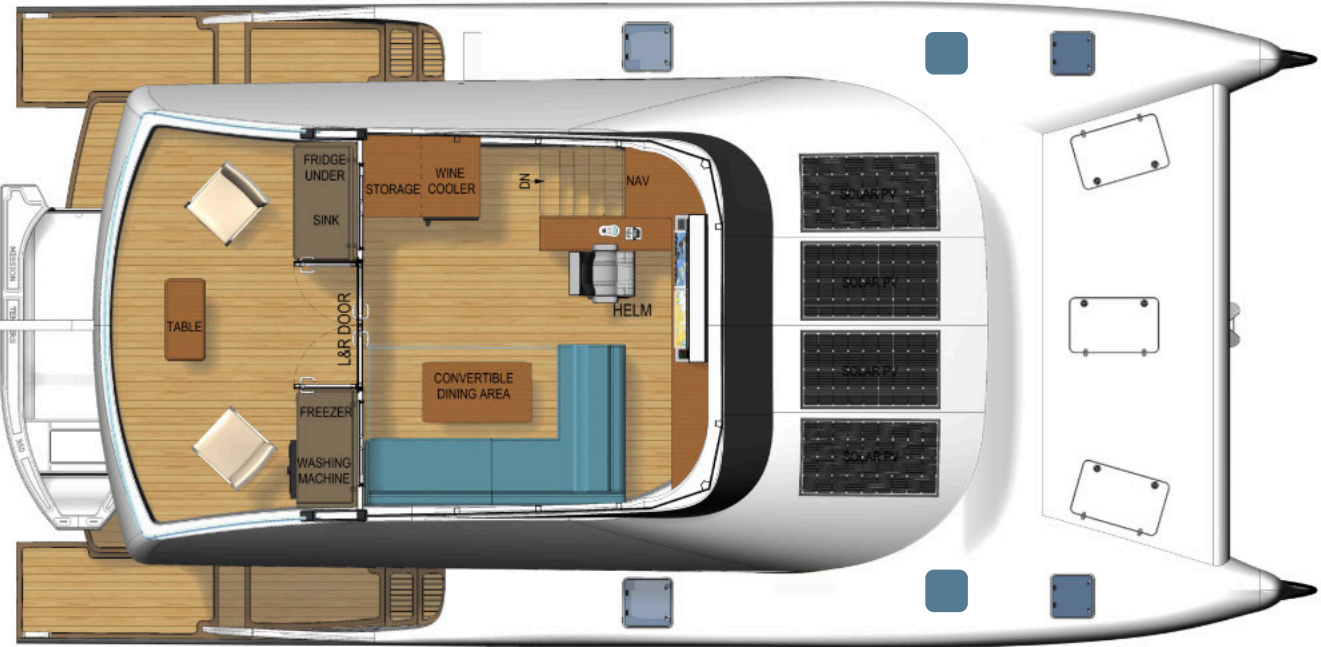
Step up safely via the internal staircase to the enclosed flybridge. Your primary helm. A second saloon. A private lounge. A queen bed by night. Behind you, a full alfresco zone: BBQ, bar fridge, freezer, sink and a built-in washing machine for life on the move.



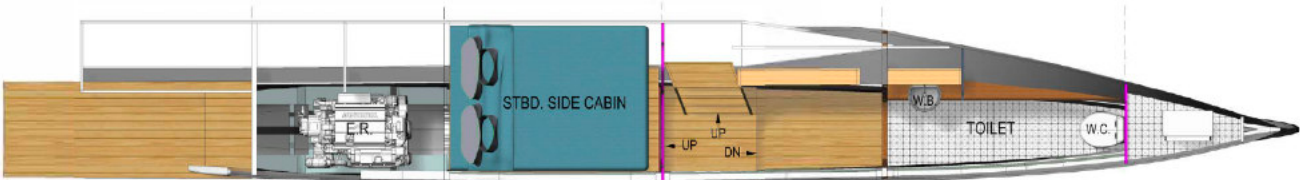
PACIFICA 44



PACIFICA 44 **SEDAN/FLYBRIDGE**





PACIFICA 44 **FLYBRIDGE**





PACIFICA 44



PACIFICA 44 **FLYBRIDGE**

KEY SPECIFICATIONS

MOULDED LENGTH	13.2M	43.3FT
BMAX	6.6M	21.7FT
DRAFT	0.8M	2.7FT Full Load (Air 5.5m/18.0ft)
WEIGHT	11.8T Lightship, 18.5T Full Load	
CONSTRUCTION	Vinyl Ester Vacuum Infused Composites	
DESIGN STANDARD	Lloyds SSC Structure/CE ISO CAT A	
MAXIMUM SPEED	22KNOTS	
CRUISE SPEED	9-12KNOTS	
RANGE AT CRUISE	3200NM at 10KNOTS, with 10% Reserve	
DIESEL ENGINE	2 x FPT N67-280 D Rating 180hp	
DRIVE	2 x Fixed Pitch Propellers on Protected Shafts	
SOLAR PANELS	16.5M2 3.3KW	
FUEL	2 x 1750 LITRES	
FRESH WATER	2 x 350 LITRES	



THIS IS PACIFICA.

PURPOSE-BUILT FOR THE MODERN EXPLORER.

A VESSEL FOR LONG STAYS, SHORT GETAWAYS,
AND EVERYTHING IN BETWEEN.

STRONG. ELEGANT. EFFICIENT.

READY TO GO THE DISTANCE.

PACIFICA.

ONE WORLD - TWO HULLS

ADDRESS

928/111 Phetkasem Road,
Bang Sai Yoy, Cha Am,
Phetchaburi, 76120, Thailand

CONTACT

info@pacificayachts
+66 (0) 99 009 2288 (Richard - Thailand)
+61 (0) 455 441 924 (Lee - Australia)